

Rolling V Bus Corp.

Date: 9/01/06

**SAFETY IS OUR
BUSINESS**



School Bus Safety

Highlights:

- ROLE OF THE PARENTS
- RULES FOR SCHOOL BUS RIDERS
- EXITING THE BUS
- CROSSING PROCEDURES
- WHAT YOU CAN EXPECT
- WHO TO CONTACT

ROLE OF THE PARENTS

Parents should understand their responsibility in working with the bus driver and the school system personnel for the welfare and safety of their children. Emphasis should be placed on demonstrating a cooperative relationship with the bus driver through courteous communication and regularly reminding students to follow rules and procedures.

PARENTS OR DESIGNEE SHOULD:

- ☺ Provide the school with the appropriate phone numbers and emergency number's). Provide the school with pertinent written information regarding any special care the student may need while on the bus. Notify the school and the bus company immediately if any telephone numbers have been changed or disconnected.
- ☺ Have the child at the designated bus stop 5 minutes before the regularly scheduled time and provide the necessary supervision until the bus arrives. The bus will not blow its horn, (the horn is a signaling device for danger only).
- ☺ For Kindergarten, 1st grade and special needs students you must meet the bus upon its return to the designated bus stop at the scheduled time. If parent or designee is not at the bus stop, your child will be returned to the school.
- ☺ Call the school in case of a serious emergency that might prevent the parent from meeting the child at the bus, and give the name of the person who will meet the child in place of the parent. The school will give this information to the driver. The designee should be on the emergency information form.
- ☺ Cooperate with school and bus driver in teaching children safety precautions, good manners and habits for school bus passengers. Assist when there are disciplinary problems.



WHAT TO EXPECT FROM YOUR DRIVER

What you can expect from Our Company:

Our Drivers are properly licensed and in full compliance with all state and federal regulations.
 Our drivers will be neat, courteous, and professional, and are fully aware of the responsibilities bestowed upon them.
 Our vehicles have met the strict safety standards of the N.Y.S. D.O.T., and will be clean, inside and out.
 Our office staff will be available to answer or help you find the answer to any questions or concerns you may have regarding the transportation of your child.
 We take the job of providing student transportation very seriously.

HOW TO REACH US AT ROLLING V BUS CORP:

Main Office and Fallsburg School Terminal: 845-434-0511

Ellenville School Terminal: 845-647-9187

Livingston Manor School Terminal: 845-439-3713

Roscoe School Terminal: 607-498-5888

**Or you may contact us via email at info@rollingv.com

DISCIPLINE

Principals are responsible for handling all disciplinary problems.

Students who misbehave, or do not follow instructions will be subject to disciplinary action.

Bus driver actions could include phone counseling with parent , permanent seat assignment or referral to the school principal.

Principals' action could result in suspension or expulsion from riding the bus, or other action deemed appropriate for the infraction.

PROPER REPORTING PROCEDURES

Students who have difficulties with other students while riding the bus should report the problem to the driver.

If the problem is not resolved by the driver, then it should be reported to the principal of the school that the student attends, or the bus company.

It is understood that the school bus is an extension of the school building. With this said the behavior expected in a classroom , is expected on the school bus. Those not following these expectations will be subject to the same repercussions as thou they were in the school building.

SAFETY RULES FOR THE BUS STOP:

- ⊙ Be on time. The bus will not wait, or blow the horn for you.
- ⊙ At the bus stop, please refrain from horseplay, or the use of noise making gadgets that may distract you from hearing traffic.
- ⊙ Follow drivers instructions when boarding the bus.
- ⊙ Cross the road cautiously when boarding the bus.
- ⊙ Be careful when stepping up on slick steps in rainy or snowy weather.
- ⊙ Use the bus handrails at all times when boarding the bus.

RULES FOR SCHOOL BUS RIDERS:

A school bus with undisciplined passengers is a hazardous bus. Student misbehavior can lead to accidents. The driver must concentrate on the driving task at hand and cannot be expected to constantly supervise the students while the bus is in motion. Therefore, for the safe operation of the school bus, students should be aware of and obey the following safety rules as a minimum:

- ⊙ Cooperate with the driver (your safety depends on it).
- ⊙ Once on the bus proceed to your seat, sit down, and remain quiet enough not to distract driver.
- ⊙ Be courteous, well behaved, safety conscious, protect your riding privilege, enjoy the ride.
- ⊙ Do not extend arms, head or other objects out of windows and doors.
- ⊙ Do not throw objects in the bus or out of windows and doors.
- ⊙ Do not use the emergency door except for emergencies.
- ⊙ Do not eat or drink on the bus.
- ⊙ Do not damage the bus in any way. Do not mark on, take apart, cut, tear, or abuse the bus interior or the seat covers. Help keep your bus clean.
- ⊙ Do not use or possess the following items on the bus: alcohol, tobacco, matches, cigarette lighters, obscene materials, drugs, pets (cats, dogs, etc.), glass objects (except eyeglasses), weapons (including knives), and objects too large to be held in your lap or placed under your seat.
- ⊙ Keep the center aisle clear of feet, books, or objects that may obstruct the walkway.
- ⊙ Keep your hands, feet, and possessions to yourself.
- ⊙ Seating-the bus driver is responsible for seating arrangements. Factors such as safety, physical disabilities, age, and conduct are determining considerations.

RULES TO FOLLOW WHEN EXITING THE SCHOOL BUS

- ⊙ Students must have written permission in form of a pass from your school to get off at a stop other than their own.
- ⊙ Remain in your seat until the bus arrives at your designated bus stop, and comes to a complete stop.
- ⊙ Once the bus has stopped, proceed promptly and orderly to the front of the bus.
- ⊙ Be careful when stepping down on slick steps in rainy or snowy weather.
- ⊙ Use the bus handrails at all times when exiting the bus.
- ⊙ Look left and right before exiting the bus doors.
- ⊙ Be careful that clothing with drawstrings and book bags with straps are not caught in the handrails or doors.

see crossing procedures on next page




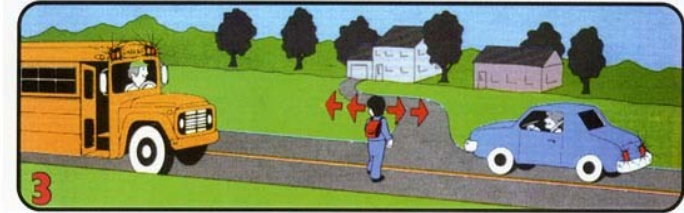
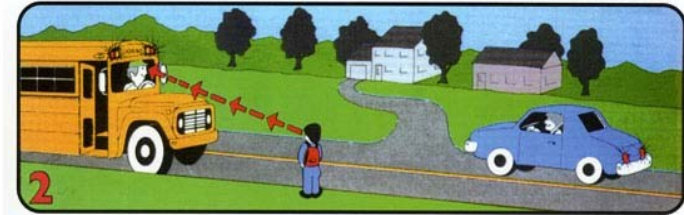

- ⊙ If you have to cross the roadway, cross in front of the bus. Walk at least three giant steps (6 feet) away from the side of the bus and then at least five giant steps (10 feet) in front of the bus. Wait for the driver to give you the universal-crossing signal before you begin to cross.

- ⊙ Always look in both directions for oncoming vehicles before crossing.
- ⊙ Never cross the roadway behind the bus.
- ⊙ Be sure that the bus driver can see you at all times.
- ⊙ If you drop something near the bus, tell the bus driver. Never try to pick it up because the driver may not be able to see you.
- ⊙ Walk directly home by the safest route, do not go to your mailbox or to a friends house.
- ⊙ Beware of moving vehicles and pedestrians exhibiting unusual behavior.
- ⊙ Your bus driver will control traffic, with the school bus flashing lights and stop arm signal to insure a safe crossing. Follow your driver's directions and/or signals while crossing.

Student crossing procedures



HOW TO CROSS SAFELY



Courtesy: Pupil Transportation Safety Institute • Visit: www.ptsi.org for other school bus safety resources

This procedure is posted in every bus, for passenger's daily reference.